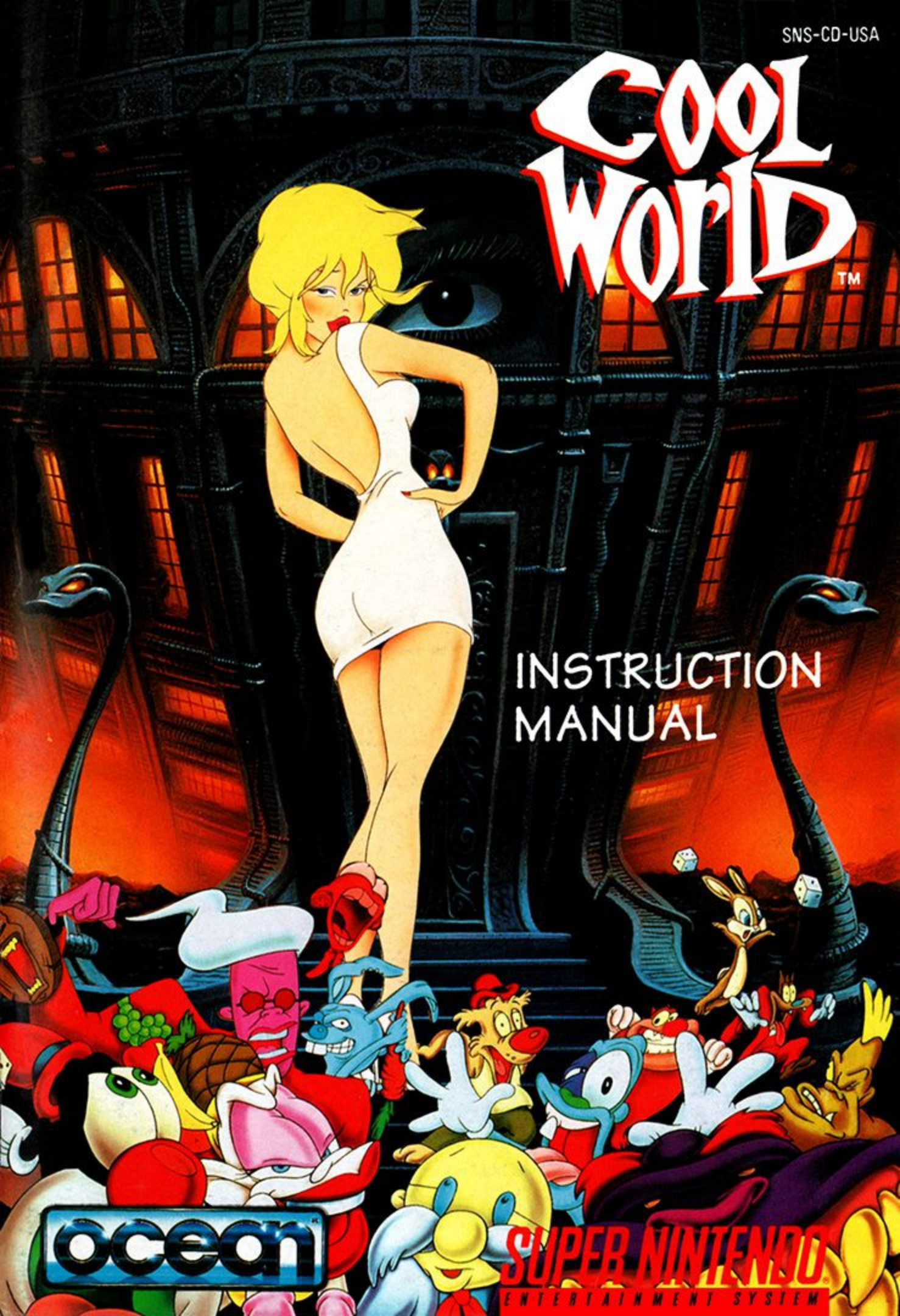


SNS-CD-USA

COOL WORLD

TM

INSTRUCTION
MANUAL



ocean

SUPER NINTENDO
ENTERTAINMENT SYSTEM

COOL WORLD™

Thank you for purchasing **Cool World** from Ocean of America for your Super Nintendo Entertainment System. For maximum enjoyment, please read this Instruction Manual thoroughly before playing.

WARNING:

PLEASE READ THE ENCLOSED CONSUMER INFORMATION & PRECAUTIONS BOOKLET CAREFULLY BEFORE USING YOUR NINTENDO® HARDWARE SYSTEM OR GAME PAK.



LICENSED BY



NINTENDO, SUPER NINTENDO ENTERTAINMENT SYSTEM AND THE OFFICIAL SEALS ARE REGISTERED TRADEMARKS OF NINTENDO OF AMERICA INC.
© 1991 NINTENDO OF AMERICA INC.

THIS OFFICIAL SEAL IS YOUR ASSURANCE THAT NINTENDO HAS APPROVED THE QUALITY OF THIS PRODUCT. ALWAYS LOOK FOR THIS SEAL WHEN BUYING GAMES AND ACCESSORIES TO ENSURE COMPLETE COMPATIBILITY WITH YOUR SUPER NINTENDO ENTERTAINMENT SYSTEM. ALL NINTENDO PRODUCTS ARE LICENSED BY SALE FOR USE ONLY WITH OTHER AUTHORIZED PRODUCTS BEARING THE OFFICIAL NINTENDO SEAL OF QUALITY.

CONTENTS

Cool World.....	2
Setting Up.....	4
Your Controls.....	5
Status Display.....	6
Playing the Game.....	7
Playing Tips.....	12
Limited Warranty.....	13

COOL WORLD

It's an imaginary world that's real. It exists in another dimension, where cartoon characters, called Doodles, are alive. It's **Cool World**.

For cartoonist Jack Deeks, who's been carried across the boundary, it's a wild and amazing place; and he's discovered that only some of the Doodles are friendly. Take Holli Would. She's a knockout Doodle who's really interested in Jack. She's interested in using him to get herself a real body and transfer into this world. She just needs to get her hands on one special piece of magic.






The Golden Spike of Power, hidden atop the Ocean Hotel in Las Vegas, is the powerful wedge between Cool World and this world. And Holli's trying to steal it. If she uses it, she may destroy both her world and Jack's.

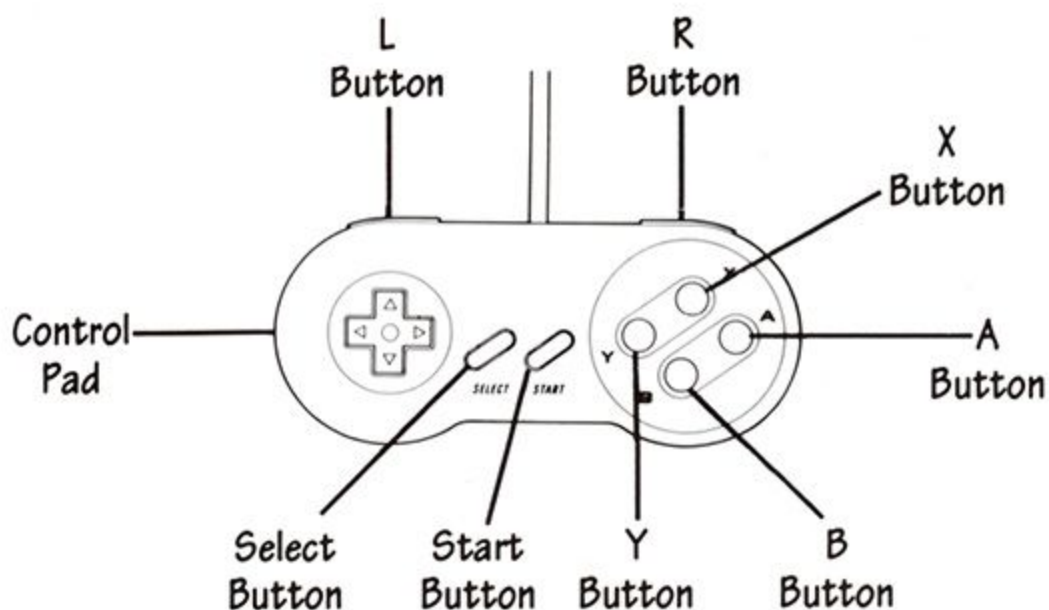
As Jack, you've got to stop her from doing it – because you know she will if she can!

SETTING UP

Insert the Game Pak into the Super Nintendo Entertainment System and turn the POWER switch ON. After the Title Screen is displayed, press the START button to begin. If you do nothing, the demonstration mode will begin. Press any button to quit this mode.



YOUR CONTROLS



CONTROL PAD UP—Face a wall or a Doodle.

CONTROL PAD DOWN—Collect an object.

CONTROL PAD LEFT—Walk left.

CONTROL PAD RIGHT—Walk right.

BUTTON A—Press Button A to suck a Doodle into your pen.

BUTTON B—Press Button B to stretch punch.

BUTTON X—Press Button X to stretch your arms up.

BUTTON Y—Press Button Y to jump.

SELECT—Press the Select button to change your options.

START—Press Start to pause/unpause the game, or to choose an option.

To escape text screens, press Button A, B, X or Y.

STATUS DISPLAY



The status panel at the top left of the screen displays the following:

Sweets: Indicates the number of Sweets you have.

Items: Displays the number of items you currently have.

Score: Displays your current score.

Lives: Indicates the number of lives you have remaining.

Nickels: Indicates the number of Nickels you've collected.

PLAYING THE GAME

Level 1 - Cool World

As you explore Cool World, collect Nickels and avoid the Popper Police. You will meet many characters along the way. But be careful! Some are good, and some are very bad. You'll find that you have the limited powers of a Doodle to use in defending yourself.



You can enter the following buildings in Cool World:

Pawn Shop

Many useful and useless items can be found here. You can buy or trade what you are currently holding for the item you are interested in.

Slash Club

This is one of Holli's favorite hangouts. Be careful—it's quite a rough joint! Unfortunately, the bouncers at the door don't like Noids (humans).

Bank

Banks pay interest on savings. It may benefit you to open an account.

Library

You can get valuable information by reading books in here!

Level 2 - Sweet Place

A sickly cute world. Many sweets are scattered around for the taking. After avoiding the cute characters, you may find your way into the malt shop. In here, you must put the milkshakes on the counter and guide the 'cuties' to drink them. This will give you the opportunity to explore any special treasures.

Level 3 - Holli's Building

This is Holli's own building. Try meeting her by taking the direct approach and using the door. Or, why not try climbing?



Level 4 - Driving Section

The road system in Cool World is very hazardous! Be sure that you have enough speed to get over the gaps in the road. Avoid obstacles in the road, and watch out for those chomping teeth!

To speed up—Press Control Pad Right.

To slow down—Press Control Pad Left.

To jump—Press Button Y.

Level 5 - Las Vegas

At some point in the game you will be transported back to Real World. You must catch the mischievous Doodles to restore the balance in the Interworld Matrix before you can return to Cool World.

The only way to trap a Doodle is by sucking it into an ink pen!



Level 6 - Ocean Hotel

With the help of Nails, a Doodle spider, you can work your way up the outside of the building to get to the rooftop to confront Holli.

You must keep both Nails and yourself safe in order to reach the top. Watch out for windows opening suddenly and look out for Sparks, Holli's right-hand man.


Level 7- Hotel Rooftop

You must battle past Holli's gang of goons and right-hand man, Sparks, before you can reach her and replace the Spike in its rightful place in order to save both worlds.



PLAYING TIPS

- You must find the arm extender before you can punch or stretch up!
- You can punch Doodles from a distance by using the Stretch Punch.
- You can climb higher by stretching your arms up and grabbing onto ledges, etc.
- You must find a pen before you can suck up any Doodles.
- Punching some Doodles will throw off Biffs. Collect these for extra points. Collect a flashing Biff for invincibility. Jumping on some Doodles will destroy them, crush them or give you points.
- You must face some characters in order to interact with them. You must face doors to go inside (if it will let you).
- Objects can be collected by either using the Collect Button, facing the object or by using your stretch arm.



LIMITED WARRANTY



Ocean of America, Inc. warrants to the original purchaser only that the game pak provided with this manual and the software program coded on it will perform in accordance with the descriptions in this manual when used with the specified equipment, for a period of 90 days from the date of purchase. If this program is found to be defective within 90 days of purchase, it will be replaced. Simply return the game pak to Ocean of America, Inc. or its authorized dealer along with a dated proof of purchase. Replacement of the game pak, free of charge to the original purchaser (except for the cost of returning the game pak) is the full extent of our liability.

THIS WARRANTY IS IN LIEU OF ALL OTHER WARRANTIES, WHETHER ORAL OR WRITTEN, EXPRESS OR IMPLIED. ALL IMPLIED WARRANTIES, INCLUDING THOSE OF MERCHANTABILITY AND FITNESS FOR A PARTICULAR PURPOSE, IF APPLICABLE, ARE LIMITED IN DURATION TO 90 DAYS FROM THE DATE OF PURCHASE OF THIS PRODUCT.

Ocean of America, Inc. shall not be liable for incidental and/or consequential damages for the breach of any express or implied warranty including damage to property and, to the extent permitted by law, damages for personal injury, even if Ocean of America, Inc. has been advised of the possibility of such damages. Some states do not allow the exclusion or limitation of any incidental or consequential damages or limitations on how long an implied warranty lasts, so the above limitations or exclusions may not apply to you.

This warranty shall not be applicable to the extent that any provision of this warranty is prohibited by any federal, state or municipal law which cannot be pre-empted. This warranty give you specific legal rights and you may also have other rights which vary from state to state.

Ocean of America, Inc. 1855 O'Toole Ave., Suite D-102, San Jose, CA 95131.
(408) 954-0201.





Ocean of America, Inc.

1855 O'Toole Ave., Suite D-102, San Jose, CA 95131

TM, ® & © 1992 PARAMOUNT PICTURES. ALL RIGHTS RESERVED.
COOL WORLD IS A TRADEMARK OF PARAMOUNT PICTURES.
OCEAN SOFTWARE AUTHORIZED USER. OCEAN IS A REGISTERED
TRADEMARK OF OCEAN SOFTWARE LIMITED.